

**PermaTone**<sup>®</sup>  
by  **COREV**<sup>®</sup>

Castello



# Castello

**Castello** A low viscosity water-based acrylic glaze. CASTELLO is a translucent glaze which provides durability as well as design and application flexibility.

## RECOMMENDED USE

Excellent for decorating exterior and interior wall surfaces. CASTELLO creates a translucent antiqued satin effect with color and depth contrast. CASTELLO may be used over Permatone finishes or by itself.

## COVERAGE

Approximately 270-310 ft<sup>2</sup> per gallon. However, variances in substrate and application technique will affect coverage.

## PACKAGING

1 gal. pail: 10 lbs. net, 10.6 lbs. gross  
5 gal. pail: 38 lbs. net, 40.8 lbs. gross

## COLORS

CASTELLO can be matched to almost any custom color. Varying shades of a color can be achieved by mixing a color with CASTELLO white base.

## PROPERTIES

### Drying Time

*Initial Set:* 2 hrs. @ 77°F, 50% RH  
*Cure:* 72 hrs. @ 77°F, 50% RH

## REDUCTION

Can be diluted with potable water, not to exceed 30% dilution by volume.

## EQUIPMENT

Paint brush, chamois rollers, paint roller, marine sponge, cloth, spray equipment, plastic roller, or any other tool useful in producing creative faux effects.

## APPLICATION

### Surface Preparation

Walls must be prepared to be paint ready. Surfaces must be clean, dry, free of dust, grease or materials that may affect bonding. Interior drywall must be taped, floated and sanded using normal interior drywall finishing procedures.

Use COREVMIX surface leveler to repair minor drywall damage.

Prime the wall surface with PINTU-FONDO in the desired background color.

### Material Preparation

Mix CASTELLO manually or with a low rpm mixer.

### Suggested Application (over smooth surfaces)

#### *Pattern with RODIM chamois roller*

Apply CASTELLO evenly with a 1/4" nap roller (thicker nap for rough surfaces). A second applicator simultaneously rolls the RODIM roller several times over the wet surface, and in random direction, to achieve a uniform texture and pattern.

Clean the roller constantly to prevent product buildup.

#### *Pattern with chamois trowel or sponge*

Apply the CASTELLO evenly with a 1/4" nap roller (thicker nap for rough surfaces). A second applicator simultaneously dabs the wet material with a chamois trowel or sponge creating the desired pattern and texture. Clean the chamois trowel or sponge regularly to avoid build up of wet material on the wall or on the tool.

*Create your own designs by experimenting with different tools and techniques.*

## STORAGE

Store CASTELLO in its original container at temperatures not less than 40°F (4°C) or greater than 110°F (43°C). Store in covered space, out of direct sunlight. Do not stack pails more than three high.

## SHELF LIFE

Approximately six months if stored properly.

## MAINTENANCE

Surface may be cleaned with a mild soap and water mixture, using a soft cloth or brush. Do not use solvents.

## WARRANTY

CASTELLO is conditionally warranted for 10 years against delamination or color fading. FOR COMPLETE INFORMATION CONSULT PERMATONE'S LONG FORM SPECIFICATIONS AND PRODUCT WARRANTIES. This warranty does not apply to any party constituting a "consumer" for purposes of the Magnuson-Moss Warranty Act. All other warranties, whether expressed or implied, including without limitation any warranty of merchantability or fitness for purpose are expressly disclaimed.

## LIMITATIONS

- Do not mix except as recommended.
- The color of CASTELLO can change depending on the application and dilution of the product.
- Ambient and substrate temperature must be 40°F or higher during application and for 24 hrs. thereafter.
- Wear face and eye protection during application.
- CASTELLO may not be compatible with solvent-based coatings and cleaners.
- Use only in well ventilated areas.



PermaTone, Inc.

11620 Brittmoore Park Drive

Houston, Texas 77041

713/937-3437 TEL

713/937-9765 FAX

800/944-4911 TOLL FREE

www.permatone.com

PermaTone, the PermaTone logo, Corev, and the Corev logo are registered trademarks of Corev, Inc.

**Perma** *Tone*<sup>®</sup>  
by  **COREV**<sup>®</sup>

QuartzSilco



# PermaTone QuartzSilco

**QuartzSilco** A texture finish ideal for creating elegant “Knockdown” patterns. QUARTZSILCO is an acrylic finish formulated with integral coloring, silica fillers, and chemical additives. QUARTZSILCO is permeable, mildew resistant, washable, and very scratch resistant.

## RECOMMENDED USE

QUARTZSILCO is used as an alternative to traditional wall covering like vinyl, wallpaper, paint or textured drywall compound. It is ideal for use in high traffic areas and areas where mildew is present. QUARTZSILCO can be applied over properly prepared drywall, CMU block, plaster or concrete.

## COVERAGE

Each 5 gal. pail provides approximately 250 to 600 ft<sup>2</sup> of coverage, depending on the selected texture. Variances in substrate and application technique will affect coverage.

## PACKAGING

5 gal. pail: 66 lbs. net, 68.8 lbs. gross

## COLORS

QUARTZSILCO can be matched to almost any custom color.

## PROPERTIES

### Drying Time

*Initial Set:* 4 hrs. @ 70°F, 50% RH  
*Cure:* 24 hrs. @ 70°F, 50% RH

## APPLICATION

### Surface Preparation

Surface must be paint ready, clean and dry, free of dust, grease or other materials that may affect bonding. Previously painted surfaces must be scraped to remove all loose paint. Vinyl wall coverings and wallpaper must be removed along with any excess adhesive. Use COREVMIX surface leveler to repair surface imperfections and skim over adhesive residue. Prime with PINTUFONDO in the desired base color. Allow PINTUFONDO to dry for at least 12 hours before beginning QUARTZSILCO application.

## Application Procedure

### Spray Gun Application

QUARTZSILCO may be applied using a hopper gun, Goldblatt Pattern Pistol or similar, and an air compressor. The tip size and air pressure used to spray the finish will vary depending upon the selected texture. After the spray settings are determined, spray the finish and allow QUARTZSILCO to dry on the substrate approximately 10-15 minutes before texturing. This drying time will vary depending on ambient temperature and humidity. The tool used to texture the product determines the final appearance of QUARTZSILCO. The most popular texture, “Damascus”, is produced by gently “knocking” down the finish with a trowel or blade similar to the type used to float joint compound.

### Other Applications

QUARTZSILCO is a homogeneous paste capable of creating an almost infinite variety of patterns.

## CLEAN-UP

Tools and overspray should be cleaned with water while QUARTZSILCO is still wet.

## STORAGE

Store QUARTZSILCO in its original container at temperatures not less than 40°F (4°C) or greater than 110°F (43°C). Store out of direct sunlight. Do not stack pails more than three high.

## SHELF LIFE

Approximately one year if stored properly.

## MAINTENANCE

Coatings may be cleaned of minor deposits with a medium or hard bristle brush and a mild soap and water solution. Major soiled surfaces may be recoated with PINTUPLAST or top quality 100% acrylic flat latex paint.

## WARRANTY

QUARTZSILCO is conditionally warranted for 10 years against delamination, color fading, and mildew growth. FOR COMPLETE INFORMATION, CONSULT PERMATONE'S LONG FORM SPECIFICATIONS AND PRODUCT WARRANTIES. This warranty does not apply to any party constituting a “consumer” for purposes of the Magnuson-Moss Warranty Act. All other warranties, whether expressed or implied, including without limitation any warranty of merchantability or fitness for purpose are expressly disclaimed.

## LIMITATIONS

- Surface air and substrate temperatures must be 40°F or higher during application and for a period of 24 hours thereafter.
- QUARTZSILCO is not compatible with solvent base products or cleaners.
- Use in well ventilated areas.
- Protect all adjacent surfaces (door frames, windows, etc.) adequately. Do not water down material. Do not apply over quick-set joint compound. Prepare metal surfaces such as corner bead with rust inhibitors prior to QUARTZSILCO application.
- This product requires skilled application.
- Protect face and eyes during application.
- Avoid constant moisture in the wall cavity behind the coating.



PermaTone, Inc.  
11620 Brittmoore Park Drive  
Houston, Texas 77041  
713/937-3437 TEL  
713/937-9765 FAX  
800/944-4911 TOLL FREE  
www.permatone.com

PermaTone, the PermaTone logo, Corev, and the Corev logo are registered trademarks of Corev, Inc.

**Perma** *Tone*<sup>®</sup>  
by  **COREV**<sup>®</sup>

Quartz Mural



# PermaTone QuartzMural

**QuartzMural** An elegant acrylic texture coating. It is durable, permeable, mildew resistant and easy to maintain.

## RECOMMENDED USE

QUARTZMURAL is used as an alternative to traditional wall covering like vinyl, wallpaper, paint or textured drywall compound. It is ideal for use in high traffic areas and areas where mildew is present.

QUARTZMURAL can be applied over properly prepared drywall, CMU block, plaster or concrete.

## COVERAGE

Each 5 gal. pail provides approximately 150 ft<sup>2</sup> of coverage. However, variances in substrate and application technique will affect coverage.

## PACKAGING

5 gal. pail: 66 lbs. net, 68.8 lbs. gross

## COLORS

QUARTZMURAL can be matched to almost any custom color.

## PROPERTIES

### Drying Time

*Initial Set:* 4 hrs. @ 70°F, 50% RH

*Cure:* 24 hrs. @ 70°F, 50% RH

## APPLICATION

### Surface Preparation

Surface must be paint ready, clean and dry; free of dust, grease or other materials that may affect bonding.

Previously painted surfaces must be scraped to remove all loose paint. Vinyl wall coverings and wallpaper must be removed along with any excess adhesive. Use COREVMIX surface leveler to repair surface imperfections and skim over adhesive residue. Prime with PINTUFONDO in the desired base color. Allow PINTUFONDO to dry for at least 12 hours before beginning QUARTZMURAL application.

## Application Procedures

Using a stainless steel trowel, extend QUARTZMURAL onto the previously primed substrate.

Excess material should immediately be removed from the substrate with a stainless steel trowel. This procedure requires the applicator to move the trowel evenly over the surface while holding the trowel at an angle of approximately 10°-15° with the surface. The larger aggregate in the material serves as a built in gauge for controlling the material thickness.

Once the material has been evenly applied and troweled down to the proper thickness, it is ready for texturing. The texture is produced by floating the surface with an acrylic trowel. The trowel will cause the larger aggregate to roll through the finish creating the texture. The arm and hand movement of the applicator determines the final texture. Vertical motion results in a wood grain texture, a circular motion will result in a swirl texture.

Constantly clean the acrylic trowel with a moist sponge to avoid material build-up.

## CLEAN-UP

Tools should be cleaned with water while QUARTZMURAL is still wet.

## STORAGE

Store QUARTZMURAL in its original container at temperatures not less than 40°F (4°C) or greater than 110°F (43°C). Store out of direct sunlight. Do not stack pails more than three high.

## MAINTENANCE

QUARTZMURAL may be cleaned of minor deposits with a medium bristle brush and a mild soap and water solution. Major soiled surfaces may be recoated with PINTUPLAST or a top quality 100% acrylic, latex paint.

## SHELF LIFE

Approximately one year if stored properly.

## WARRANTY

QUARTZMURAL is conditionally warranted for 10 years against delamination, color fading, and mildew growth. FOR COMPLETE INFORMATION, CONSULT PERMATONE'S LONG FORM SPECIFICATIONS AND PRODUCT WARRANTIES. This warranty does not apply to any party constituting a "consumer" for purposes of the Magnuson-Moss Warranty Act. All other warranties, whether expressed or implied, including without limitation any warranty of merchantability or fitness for purpose are expressly disclaimed.

## LIMITATIONS

- Surface air and substrate temperatures must be 40°F or higher during application and for a period of 24 hrs. thereafter.
- QUARTZMURAL is not compatible with solvent base products or cleaners.
- Use in well ventilated areas. Protect all adjacent surfaces (door frames, windows, etc.) adequately. Do not water down material. Do not apply over quickset joint compound. Prepare metal surfaces such as corner bead with rust inhibitors prior to QUARTZMURAL application.
- This product requires skilled application.
- Use eye and face protection.
- Avoid constant moisture in the wall cavity behind the coating.



PermaTone, Inc.  
11620 Brittmoore Park Drive  
Houston, Texas 77041  
713/937-3437 TEL  
713/937-9765 FAX  
800/944-4911 TOLL FREE  
www.permatone.com

PermaTone, the PermaTone logo, Corev, and the Corev logo are registered trademarks of Corev, Inc.

# Pintufondo

**PermaTone**<sup>®</sup>  
by  **COREV**<sup>®</sup>



# Pintufondo

**Pintufondo** A vapor permeable, all acrylic interior primer formulated with silica fillers to enhance surface grip and form an excellent bonding surface between the substrate and the finish coat. PINTUFONDO is highly effective against mold and mildew.

## RECOMMENDED USE

PINTUFONDO is used as a wall primer for PERMATONE texture coatings.

## COVERAGE

800 to 1000 ft<sup>2</sup> per 5 gal. pail. Porosity of substrate and application technique can affect coverage.

## COLORS

PINTUFONDO can be tinted to almost any custom color.

## PACKAGING

5 gal. pail: 54 lbs. net, 56.8 lbs. gross.

## PROPERTIES

### Drying Time

*Initial Set:* 4 hrs. @ 70°F, 50% RH

*Cure:* 24 hrs. @ 77°F, 50%RH

## REDUCTION

Use potable water. Don't exceed 10% by volume.

## APPLICATION

### Surface Preparation

Walls must be prepared to be paint ready.

Surfaces must be clean, dry and free of dust, grease or other materials that may affect bonding.

Previously painted surfaces must be scraped to remove all loose paint.

Interior drywall must be taped floated and sanded using normal interior drywall finishing procedures. Use COREVMIX to repair minor drywall damage and skim over residual wall covering adhesive.

### Mixing Instructions

Stir to a homogeneous consistency.

### Application Procedures

Can be applied with brush, roller or spray equipment.

## CLEAN UP

Clean equipment with water while PINTUFONDO is still wet.

## STORAGE

Store PINTUFONDO in its original container at temperatures not less than 40°F or greater than 110°F. Store out of direct sunlight. Do not stack pails more than three high.

## SHELF LIFE

Approximately one year if stored properly.

## MAINTENANCE

Coatings may be cleaned of minor deposits with a mild soap and water solution.

## WARRANTY

PINTUFONDO is conditionally warranted for 10 years against delamination, color fading, and mildew growth. FOR COMPLETE INFORMATION, CONSULT PERMATONE'S LONG FORM SPECIFICATIONS AND PRODUCT WARRANTIES. This warranty does not apply to any party constituting a "consumer" for purposes of the Magnuson-Moss Warranty Act. All other warranties, whether expressed or implied, including without limitation any warranty of merchantability or fitness for purpose are expressly disclaimed.

## LIMITATIONS

- Do not use for exterior application.
- Do not mix with other products.
- Surface air and substrate temperatures must be 40°F or higher during application and for a period of 24 hours thereafter.
- PINTUFONDO is not compatible with solvent base products or cleaners.
- Use in well ventilated areas. Protect all adjacent surfaces, door frames, windows, etc.) Do not water down material. Prepare metal surfaces such as corner bead with rust inhibitors prior to PINTUFONDO application.
- This product requires skilled application.
- Use eye and face protection.
- Avoid constant moisture in the wall cavity behind the coating.



PermaTone, Inc.  
11620 Brittmoore Park Drive  
Houston, Texas 77041  
713/937-3437 TEL  
713/937-9765 FAX  
800/944-4911 TOLL FREE  
www.permatone.com

PermaTone, the PermaTone logo, Corev, and the Corev logo are registered trademarks of Corev, Inc.

**Perma***Tone*<sup>®</sup>  
by  **COREV**<sup>®</sup>

Palladio



# PermaTone Palladio

**Palladio** A permeable Venetian Stucco with a polished marble appearance. PALLADIO is a decorative finish formulated with acrylic resins, organic and inorganic pigments, mineral fillers, and chemical additives that enhance the coating's performance.

## RECOMMENDED USE

PALLADIO is ideal for elegant interior spaces requiring dramatic accents and unique appearance.

## COVERAGE

Each gallon provides approximately 70-90 ft<sup>2</sup> of coverage, with approx. 6-8 dry mils in two coats over a smooth and uniform COREVMIX surface.

## PACKAGING

1 gal. pail: 10.8 lbs. net, 11.5 lbs. gross  
5 gal. pail: 56 lbs. net, 58.8 lbs. gross

## PROPERTIES

### Drying Time

*Initial Set:* 1-2 hrs. @ 77°F, 50% RH

*Cure:* 72 hrs. @ 77°F, 50% RH

## REDUCTION

Not required or recommended.

## EQUIPMENT

- Stainless steel trowel with rounded corners and beveled edges
- Flexible metallic spatula
- Sandpaper #320 and #400

## APPLICATION

### Surface Preparation

Walls must be prepared to be paint ready.

Surfaces must be clean, dry and free of dust, grease or other materials that may affect bonding.

Previously painted surfaces must be scraped to remove all loose paint.

Interior drywall must be taped, floated and sanded using normal interior drywall finishing procedures. Use COREVMIX to repair minor drywall damage.

## MATERIAL PREPARATION

Manually mix PALLADIO until homogeneous. Do not use a high speed mixer.

## APPLICATION

Using a stainless steel trowel, skim the entire surface with COREVMIX surface leveler. Allow the COREVMIX to dry for 12 hours and sand the surface smooth using a #320 or #400 sandpaper.

*WARNING: Surface imperfections might show through the final finish.* Remove all dust with a moist cloth.

Using the recommended spatula or trowel, apply the first layer of PALLADIO using short strokes with irregular pattern. Avoid ANY material buildup. Each coat thickness should not exceed 7-9 mils.

Allow the first coat to dry 8 hrs. Sand down any imperfections with #400 sandpaper. Using a moist cloth remove all dust. Allow the surface to dry thoroughly before beginning application of subsequent coats of PALLADIO. At least 2 coats will be necessary.

To achieve the desired gloss, polish the PALLADIO surface on the final coat by repeatedly pressing down and sliding the trowel's edge over the surface holding a 5° to 10° angle with the surface.

## STORAGE

Store PALLADIO in its original container at temperatures not less than 40°F (4°C) or greater than 110°F (43°C). Store in covered space, out of direct sunlight. Do not stack pails more than three high.

## SHELF LIFE

Approximately six months if stored properly.

## MAINTENANCE

Surface may be cleaned of minor stains with a damp cotton cloth.

## WARRANTY

PALLADIO is conditionally warranted for 10 years against delamination and color fading. FOR COMPLETE INFORMATION, CONSULT PERMATONE'S LONG FORM SPECIFICATIONS AND PRODUCT WARRANTIES. This warranty does not apply to any party constituting a "consumer" for purposes of the Magnuson-Moss Warranty Act. All other warranties, whether expressed or implied, including without limitation any warranty of merchantability or fitness for purpose are expressly disclaimed.

## LIMITATIONS

- This product requires skilled application.
- Surface air and substrate temperature must be 40°F or higher during application and for 24 hrs. thereafter.
- PALLADIO is not compatible with solvent based coatings and cleaners.
- The use of COREVMIX as a base optimizes the coverage of PALLADIO, making an easier and more durable application.
- Use in a well ventilated area.
- Not recommended for walls where high commercial traffic and surface abrasion is expected.
- Wear face and eye protection during application.



PermaTone, Inc.  
11620 Brittmoore Park Drive  
Houston, Texas 77041  
713/937-3437 TEL  
713/937-9765 FAX  
800/944-4911 TOLL FREE  
www.permatone.com

PermaTone, the PermaTone logo, Corev, and the Corev logo are registered trademarks of Corev, Inc.

**Perma** *Tone*  
by COREV

Marmolino



# Marmolino

**Marmolino** A permeable Venetian Stucco with a weathered, old world, matte finish. MARMOLINO is a decorative finish formulated with acrylic resins, organic and inorganic pigments, mineral fillers, and chemical additives that enhance the coating's performance.

## RECOMMENDED USE

MARMOLINO is ideal for elegant interior wall spaces where dramatic and unique old-world accents are desired.

## COVERAGE

Each gallon provides approximately 60-70 ft<sup>2</sup> of coverage with a two-coat application over a smooth COREVMIX surface.

## PACKAGING

1 gal. pail: 11 lbs. net, 11.5 lbs. gross  
5 gal. pail: 56 lbs. net, 58.8 lbs. gross

## PROPERTIES

### Drying Time

*Initial Set:* 2 hrs. @ 77°F, 50% RH  
*Cure:* 72 hrs. @ 77°F, 50% RH

## REDUCTION

Not required or recommended.

## EQUIPMENT

- Stainless steel trowel with rounded corners and beveled edges
- Flexible metallic spatula
- Sandpaper #320 and #400

## APPLICATION

### Surface Preparation

Walls must be prepared to be paint ready. Surfaces must be clean, dry and free of dust, grease or other materials that may affect bonding.

Previously painted surfaces must be scraped to remove all loose paint.

Interior drywall must be taped, floated and sanded using normal interior drywall finishing procedures. Use COREVMIX surface leveler to repair minor drywall damage.

### Material Preparation

Manually mix MARMOLINO until homogeneous.

### Application Procedures

Using a stainless steel trowel, skim the entire wall with COREVMIX. Allow the COREVMIX to dry for 12 hours and sand the surface smooth using a #320 or #400 sandpaper. *WARNING: Surface imperfections might show through the final finish.* Remove all dust with a moist cloth.

Using the recommended spatula or trowel, apply the first layer of MARMOLINO using short strokes with irregular pattern. Avoid ANY material buildup. Each coat thickness should not exceed 10-14 mils. Allow the first coat to dry 8 hrs. Sand down any imperfections with #400 sandpaper. Using a moist cloth remove all dust. Apply a second coat in the same manner as the first.

To achieve the desired gloss and mottled appearance, polish the MARMOLINO surface on the final coat by repeatedly pressing down and sliding the trowel's edge over the surface holding a 5° to 10° angle with the surface. Do not over polish. Contrast within the finish will increase as the product dries.

## STORAGE

Store MARMOLINO in its original containers at temperatures not less than 40°F (4°C) or greater than 110°F (43°C). Store in covered space, out of direct sunlight. Do not stack pails more than three high.

## SHELF LIFE

Approximately six months if stored properly.

## MAINTENANCE

Surface may be cleaned of minor stains with a damp cotton cloth.

## WARRANTY

MARMOLINO is conditionally warranted for 10 years against delamination and color fading. FOR COMPLETE INFORMATION, CONSULT PERMATONE'S LONG FORM SPECIFICATIONS AND PRODUCT WARRANTIES. This warranty does not apply to any party constituting a "consumer" for purposes of the Magnuson-Moss Warranty Act. All other warranties, whether expressed or implied, including without limitation any warranty of merchantability or fitness for purpose are expressly disclaimed.



## LIMITATIONS

- This product requires skilled application.
- Surface air and substrate temperature must be 40°F or higher during application and for 24 hrs. thereafter.
- MARMOLINO is not compatible with solvent based coatings and cleaners
- The use of COREVMIX as a base optimizes the coverage of MARMOLINO, making an easier and more durable application.
- Wear face and eye protection during application.
- Use in a well ventilated area.
- Not recommended for walls where high commercial traffic and surface abrasion is expected.



PermaTone, Inc.  
11620 Brittonmoore Park Drive  
Houston, Texas 77041  
713/937-3437 TEL  
713/937-9765 FAX  
800/944-4911 TOLL FREE  
www.permatone.com

PermaTone, the PermaTone logo, Corev, and the Corev logo are registered trademarks of Corev, Inc.



**PermaTone**<sup>®</sup>  
by  **COREV**<sup>®</sup>

Craquelatto

# Craquelatto

**Craquelatto** A specialty acrylic coating designed to create a rustic, high-relief, cracked finish. CRAQUELLATO is washable and highly scratch resistant.

## RECOMMENDED USE

Craquelatto is a durable and dramatic specialty finish intended for interior wall applications in residential or commercial property.

## COVERAGE

Each 5 gal. pail provides 100 to 120 ft<sup>2</sup>.

## PACKAGING

1 gal. pail: 11 lbs. net, 11.9 lbs. gross

5 gal. pail: 56 lbs. net, 58.8 lbs. gross

## PROPERTIES

### Drying Time

*Initial Set:* 4-5 hrs. @ 77°F, 50% RH

*Cure:* 72 hrs. @ 77°F, 50% RH

## EQUIPMENT

- 3/16" notched stainless steel trowel
- Large capacity box fans

## REDUCTION

Not required or recommended.

## APPLICATION

### Surface Preparation

Walls must be prepared to be paint ready.

Surfaces must be clean, dry and free of dust, grease or other materials that may affect bonding.

Previously painted surfaces must be scraped to remove all loose paint.

Interior drywall must be taped, floated and sanded using normal interior drywall finishing procedures. Use COREVMIX to repair minor drywall damage.

### Material Preparation

Manually mix CRAQUELLATO until homogeneous. Do not use high-speed mixers.

### Application Procedures

Apply CRAQUELLATO uniformly with a 3/16" notched stainless steel trowel in a consistent thickness of 100-110 mils over a smooth surface.

Use short strokes in different directions to avoid the formation of continuous notched trowel marks.

The notched trowel acts as a thickness gauge. Gently flatten the notch ridges, taking care not to disturb the even thickness of application.

Blow air with the box fans over the entire surface to accelerate surface drying of the wet material.

Cracking usually begins 15 to 30 minutes after application. Ideal application conditions are 77°F and 50% RH.

Let the product dry for 24 hours.

Apply CASTELLO glaze for additional antiqued effect. CRAQUELLATO will not crack effectively in temperatures outside the range of 60°F to 85°F and/or relative humidity above 75%.

## IMPORTANT NOTE

CRAQUELLATO forms an irregular cracked texture, the type and size of the crack will depend on the specifics of each job, temperature, humidity, and thickness of application.

## STORAGE

Store CRAQUELLATO in its original container at temperatures not less than 40°F (4°C) or greater than 110°F (43°C). Store in covered space, out of direct sunlight. Do not stack pails more than three high.

## SHELF LIFE

Approximately six months if stored properly.

## MAINTENANCE

Surface may be cleaned with water and detergent using a soft brush or a wet cloth. Do not use solvent cleaners.

## WARRANTY

CRAQUELLATO is conditionally warranted for 10 years against delamination and color fading. FOR COMPLETE INFORMATION, CONSULT PERMATONE'S LONG FORM SPECIFICATIONS AND PRODUCT WARRANTIES. This warranty does not apply to any party constituting a "consumer" for purposes of the Magnuson-Moss Warranty Act. All other warranties, whether expressed or implied, including without limitation any warranty of merchantability or fitness for purpose are expressly disclaimed.

## LIMITATIONS

- This product requires skilled application.
- CRAQUELLATO is not compatible with solvent coatings and cleaners.
- To achieve a complete and even cracked pattern, the box fans must cover the entire surface.
- Don't apply in temperatures below 60°F, above 85°F, on rainy days or in high humidity.
- Keep the area of application well ventilated.
- Protect face and eyes during application.



PermaTone, Inc.

11620 Brittmoore Park Drive

Houston, Texas 77041

713/937-3437 TEL

713/937-9765 FAX

800/944-4911 TOLL FREE

www.permatone.com

PermaTone, the PermaTone logo, Corev, and the Corev logo are registered trademarks of Corev, Inc.

**PermaTone**<sup>®</sup>  
by  **COREV**<sup>®</sup>

Corevmix



# PermaTone Corevmix

**Corevmix** A permeable, finely ground, acrylic, base leveler material for interior walls.

## RECOMMENDED USE

The acrylic base provides hardness, low absorption and adhesion to diverse surfaces. It is a smooth, breathable and flexible base for PERMATONE finishes or painted surfaces.

## COVERAGE

Each 5 gal. pail provides 200-220 ft<sup>2</sup> of coverage.

Max. thickness wet: 30 mils per coat.

## PACKAGING

1 gal. pail: 11.5 lbs. net, 11.9 lbs. gross

5 gal. pail: 60 lbs. net, 62.8 lbs. gross

## PROPERTIES

### Drying Time

*Initial Set:* 4 hrs. @ 77°F, 50% RH

*Cure:* 24 hrs. @ 77°F, 50% RH

## REDUCTION

Use potable water. Don't exceed 10% by volume.

## EQUIPMENT

- Stainless steel trowels or spatulas
- Sandpaper #180 to #400 depending on selection of the top coat material

## APPLICATION

### Surface Preparation

Surface must be clean, dry and free of dust, grease or other materials that may affect bonding.

Previously painted surfaces must be scraped to remove all loose paint.

### Material Preparation

Mix COREVMIX to a homogeneous consistency for 30 seconds with a mud mixer at low speed.

### Application Procedures

Apply COREVMIX with a stainless steel trowel. Allow the product to dry 4 to 6 hours and apply as many layers as needed.

When product is dry, sand the surface smooth as necessary.

Remove any residual dust before applying other materials.

## STORAGE

Store COREVMIX in its original container at temperatures not less than 40°F (4°C) or greater than 110°F (43°C). Store in covered space, out of direct sunlight. Do not stack pails more than three high.

## SHELF LIFE

Approximately one year if stored properly.

## WARRANTY

COREVMIX is conditionally warranted for 10 years against delamination and mildew growth. FOR COMPLETE INFORMATION, CONSULT PERMATONE'S LONG FORM SPECIFICATIONS AND PRODUCT WARRANTIES. This warranty does not apply to any party constituting a "consumer" for purposes of the Magnuson-Moss Warranty Act. All other warranties, whether expressed or implied, including without limitation any warranty of merchantability or fitness for purpose are expressly disclaimed.

## LIMITATIONS

- Do not use for exterior application.
- Do not mix with other products.
- Exceeding 30 mils thickness in a single layer may cause surface cracking.
- Surface air and substrate temperatures must be 40°F or higher during application and for a period of 24 hours thereafter.
- COREVMIX is not compatible with solvent base products or cleaners.
- Use in well ventilated areas. Protect all adjacent surfaces, door frames, windows, etc.) Do not water down material. Prepare metal surfaces such as corner bead within rust inhibitors prior to COREVMIX application.
- This product requires skilled application
- Wear eye and face protection during application.



PermaTone, Inc.  
11620 Brittmoore Park Drive  
Houston, Texas 77041  
713/937-3437 TEL  
713/937-9765 FAX  
800/944-4911 TOLL FREE  
www.permatone.com

PermaTone, the PermaTone logo, Corev, and the Corev logo are registered trademarks of Corev, Inc.



Corever

**PermaTone**<sup>®</sup>  
by  **COREV**<sup>®</sup>



# PermaTone Corever

**Corever** A permeable acrylic texture coating for interior applications. Composed of granite, quartz, ceramized sands and other stones to form a seamless finish with the beautiful and natural appearance of stone.

## Corever-Micro

A fine aggregate finish for smooth trowel application or medium spray texture.

## Corever-Texture

A rustic, larger aggregate for spray application.

## RECOMMENDED USE

It is ideal for high traffic areas on interior walls.

## COVERAGE

Each 5 gal. pail provides:

*Corever-Micro* 90-110 ft<sup>2</sup>

*Corever-Texture* 50-60 ft<sup>2</sup>

## PACKAGING

5 gal. pail: 60 lbs. net, 62.8 lbs. gross

## PROPERTIES

### Drying Time

*Initial Set:* 5 hrs. @ 77°F, 50% RH

*Cure:* 72 hrs. @ 77°F, 50% RH

## REDUCTION

Reduce with potable water to achieve desired spray consistency. Do not exceed 5% by volume.

## EQUIPMENT

Hopper gun, stainless steel trowel and plastic float.

## APPLICATION

### Surface Preparation

Walls must be prepared to be paint ready.

Surfaces must be clean, dry and free of dust, grease or other materials that may affect bonding.

Previously painted surfaces must be scraped to remove all loose paint.

Interior drywall must be taped, floated and sanded using normal interior drywall finishing procedures. Use COREVMIX to repair minor drywall damage.

Prime with PINTUFONDO in a similar color to COREVER.

Allow PINTUFONDO to dry for 12 hrs.

### Material Preparation

Mix COREVER to a homogeneous consistency for 30 seconds with a mud mixer at low speed.

### Application Procedures

#### Corever-Micro or -Texture

#### Spray Application

Use a hopper gun, Goldblatt Pattern Pistol, or similar and an air compressor. The selection of air pressure and nozzle opening size will be determined by the selected texture.

COREVER-TEXTURE requires a two-coat application for complete surface coverage.

COREVER comes ready for spraying, requiring only slight mixing prior to use. In some cases a small amount of water may be required to thin the mixture. In such cases, the amount of water to be added should not exceed 5% by volume.

#### Corever-Micro

#### Trowel Application

COREVER-MICRO may be applied with a stainless steel trowel to achieve a smooth, flat surface.

## STORAGE

Store COREVER in its original container at temperatures not less than 40°F (4°C) or greater than 110°F (43°C). Store in covered space, out of direct sunlight.

Do not stack pails more than three high.

## SHELF LIFE

Approximately one year if stored properly.

## MAINTENANCE

Surface may be cleaned with a mild soap and water solution and medium bristle brush.

## WARRANTY

COREVER is conditionally warranted for 10 years against delaminating and color fading. FOR COMPLETE INFORMATION, CONSULT PERMATONE'S LONG FORM SPECIFICATIONS AND PRODUCT WARRANTIES. This warranty does not apply to any party constituting a "consumer" for purposes of the Magnuson-Moss Warranty Act. All other warranties whether expressed or implied, including without limitation any warranty of merchantability or fitness for purpose are expressly disclaimed.

## LIMITATIONS

- This product requires skilled application.
- Surface air and substrate temperature must be 40°F or higher during application and for 24 hrs. thereafter.
- COREVER is not compatible with solvent based coatings and cleaners
- Use in well ventilated areas.
- Protect face and eyes during application.
- Do not water down the material.



PermaTone, Inc.

11620 Brittmoore Park Drive

Houston, Texas 77041

713/937-3437 TEL

713/937-9765 FAX


800/944-4911 TOLL FREE

www.permatone.com

PermaTone, the PermaTone logo, Corev, and the Corev logo are registered trademarks of Corev, Inc.

**Perma***Tone*<sup>®</sup>  
by  **COREV**<sup>®</sup>

Sottofondo



# PermaTone Sottofondo

**Sottofondo** An acrylic, clear, permeable, and mildew resistant interior or exterior primer sealer and bond enhancer.

## RECOMMENDED USE

Interior or exterior primer sealer for sealing new or previously painted masonry and drywall surfaces. Adheres well to semi-gloss surfaces and acts as a bonding primer on substrates such as ceramic tile, glazed brick, and non-ferrous metal surfaces.

## COVERAGE

Each 5 gal. pail provides approx. 1000-1200 ft<sup>2</sup> of coverage over new drywall. Surface porosity and job conditions may affect coverage.

## PACKAGING

1 gal. pail: 7 lbs. net, 7.5 lbs. gross  
5 gal. pail: 36 lbs. net, 38.8 lbs. gross

## PROPERTIES

### Drying Time

*Initial Set:* 2 hrs. @ 77°F, 50% RH  
*Cure:* 24 hrs. @ 77°F, 50% RH

## REDUCTION

Not required or recommended.

## EQUIPMENT

Can be applied by brush or roller. Spray application is not recommended.

## APPLICATION

### Surface Preparation

Surface must be clean, dry and free of dust, dirt, grease or loose material.

### Application Procedures

Uniformly apply SOTTOFONDO by brush or roller.

Let SOTTOFONDO dry for 24 hours before applying topcoat.

## STORAGE

Store SOTTOFONDO in its original container at temperatures not less than 40°F (4°C) or greater than 110°F (43°C). Store in covered space, out of direct sunlight. Do not stack pails more than three high.

## SHELF LIFE

Approximately one year if stored properly.

## WARRANTY

SOTTOFONDO is conditionally warranted for 10 years against delamination and mildew growth. FOR COMPLETE INFORMATION, CONSULT THE MANUFACTURERS LONG FORM SPECIFICATIONS AND PRODUCT WARRANTIES. This warranty does not apply to any party constituting a “consumer” for purposes of the Magnuson-Moss Warranty Act. All other warranties, whether expressed or implied, including without limitation any warranty of merchantability or fitness for purpose are expressly disclaimed.

## LIMITATIONS

- Surface air and substrate temperatures must be 40°F or higher during application and for a period of 24 hours thereafter.
- SOTTOFONDO is not compatible with solvent base products or cleaners.
- Use in well ventilated areas. Protect all adjacent surfaces (doorframes, windows, etc.) adequately. Do not water down material. Prepare metal surfaces such as corner bead with rust inhibitors prior to Sottofondo application.
- Use eye and face protection.
- Avoid the constant and excessive buildup of moisture in the substrate.



PermaTone, Inc.  
11620 Brittmoore Park Drive  
Houston, Texas 77041  
713/937-3437 TEL  
713/937-9765 FAX  
800/944-4911 TOLL FREE  
www.permatone.com

PermaTone, the PermaTone logo, Corev, and the Corev logo are registered trademarks of Corev, Inc.